

SUNLITE

Phaser USB


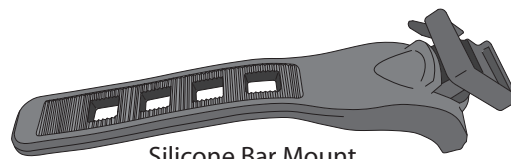
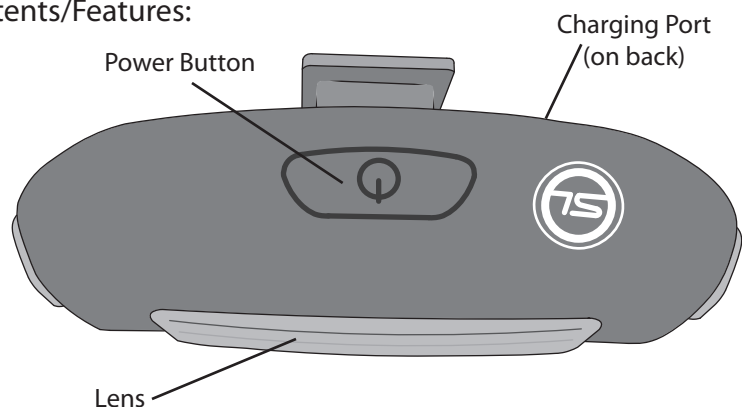
USER MANUAL

CAUTION



LED CHIPS EMIT VERY BRIGHT LIGHT.
DO NOT LOOK DIRECTLY INTO THE LIGHT
OR EYE DAMAGE MAY OCCUR.

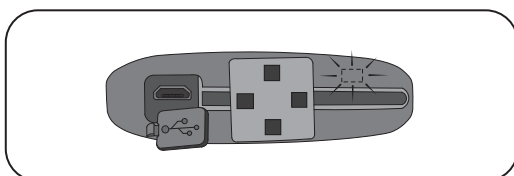
Contents/Features:



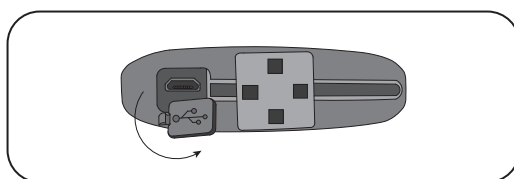
INSTRUCTIONS

CHARGING

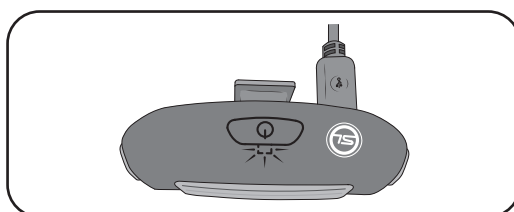
When charging is required, a red light will illuminate on the rear side of the light body.



Remove the charging port cover by pulling on the tab, then swivel it out of the way.



Connect USB cable to the port to begin charging. While Charging a green light will illuminate just below the power button.



When the light turns off, charging is complete.

MODES

- To cycle through modes, simply press the power button until desired setting is reached.
- The 4th button press will turn the light off.

MODE	OUTPUT	RUNTIME
High	24 Lumens	1.5 Hours
Low	12 Lumens	3 Hours
Flash	N/A	6 Hours

PRECAUTIONS

- Do not leave or charge light in direct sunlight.
- Do not submerge.
- Do not look directly into the light at any time.

SUNLITE